

ZIGBEE WALL SWITCH



Features

The Zigbee Wall Switch is wireless and battery free, it can be easily installed (with screws or adhesives) for the user to remotely control lighting, roller shutters, heating and connected devices. It can also be used as a scenario launcher.



NO BATTERY: NO MAINTENANCE

The Wall Switch works thanks to the mechanical energy generated by the push on one of the buttons



NO WIRE: EASY INSTALLATION, NO DIY WORK

The Wall Switch can be installed on all area types thanks to its adhesive strips or screws (not included)



SMART ACTUATOR

The Wall Switch works directly with Zigbee 3.0 devices and can act as a scenario launcher, once integrated into a home automation gateway ecosystem

Technical specifications

Power supply: Integrated Kinetic Energy Harvester

Operational temperature: -20 / +65°C

RF band: 2.4 GHz IEEE 802.15.4

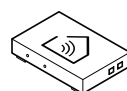
RF Power max: 7dBm/5mW

Protocol: Zigbee Green Power (Generic Switch)

Signal range: 15m

Supported Radio Channels: Channel 11 ... 26 (Default: Channel 11)

Protection rating: IP20



The Zigbee Wall switch works only with a Zigbee compatible home automation system (automatic or remote control).
List of compatible home automation gateways available on www.nodon.fr/en


Renovation



Add a new wall switch to control the roller shutters



New hassle-free back-and-forth: no wiring, quick and flexible installation of a new controller



Control all the office lighting from a single wall switch

Comfort



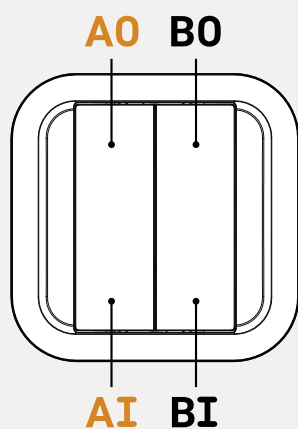
Launch the "leaving home" scenario: the lights are turned OFF and roller shutters closed*



Directly turn the bedroom light ON/OFF from the bed

*Home automation gateway needed

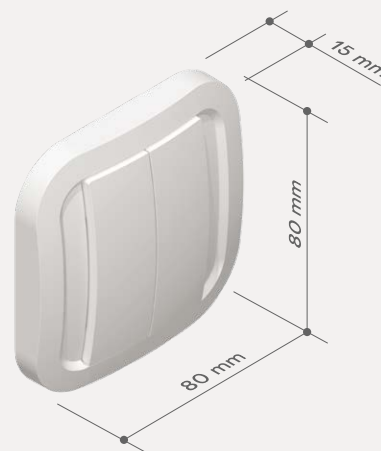
Use**



Button	Radio Channel
A0	15
B0	11
AI	20
BI	25

**Primary channels can be used in direct association (see user manual..)

Dimensions



References

CWS-4-1-00
EAN: 3700313920893