


**LS ZERO****WHITE**  
similar RAL 9016

LS ZERO is the contemporary interpretation of the LS 990 JUNG classic. The LS ZERO sits flush-mounted in the wall and captures the design of this iconic switch with a narrow frame. So it integrates consistently and perfectly in walls, ceilings and furniture fittings.

# LS ZERO

## Frame material

Thermoplastic

Compatible with all covers of the range LS.



Switch



Rotary dimmer



Switch/socket combination



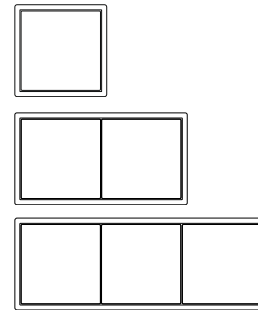
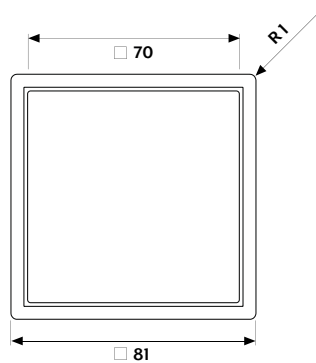
F 40 sensor, 4-gang



F 50 sensor, 4-gang

## Frame size

- 1-gang 81 mm x 81 mm
- 2-gang 81 mm x 152 mm
- 3-gang 81 mm x 223 mm



## Dimension of plastering frame

For flush mounting and 3 mm installation height

- 1-gang 130 x 130 x 12.5 mm
- 2-gang 130 x 201 x 12.5 mm
- 3-gang 130 x 272 x 12.5 mm

Suitable for plaster or plaster-board thickness of 12.5 mm

Frames can be installed horizontally and vertically.

